

Metlife Blackrock Global Growth Fund- Onshore

This fund is classed as a Mirror Fund and invests in an underlying fund that is managed by Blackrock. Although the MetLife fund tracks the performance of the underlying fund, the investment returns will not be the same. The main reasons may include differences in fund charges; the way the funds are taxed and any accruals or cash that is held in the MetLife fund. Additionally the unit price of the MetLife fund will be different from the underlying fund. It is important to remember that, as with most investments, the value of the fund is not guaranteed and can go down as well as up. The MetLife fund is only available through MetLife's range of savings and investment plans.

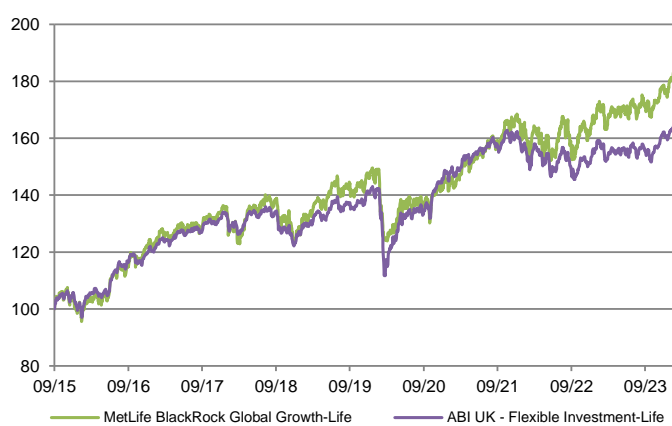
FUND AIMS

To achieve the highest total return whilst managing volatility at or around 15% over a 60 day rolling period. By targeting a specific level of volatility the fund aims to reduce the impact of unstable market conditions and increase the likelihood of more consistent and stable performance through time. The fund will use cash equivalents (derivatives) to gain exposure to UK and global equities. Depending on market conditions exposure will vary and the fund will use cash to remain within its control volatility target. New investments to this fund are no longer available.

PERFORMANCE DATA TO: 29 February 2024

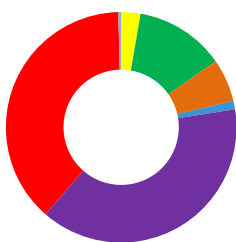
	1 year	3 year	5 year	Launch
Fund	8.44%	28.87%	40.21%	83.71%
ABI-Flex Invest	5.56%	12.17%	27.55%	64.73%

Past performance is not a guide to future performance. The value of investments and the income from them can fall as well as rise and is not guaranteed. You may not get back the amount originally invested. The fund seeks to manage volatility at or around 15% but there is no guarantee that the fund will perform as expected. The volatility management process may reduce the effect of falls in market prices but may equally moderate the effect of rising stock markets. Managing volatility when markets are unstable will require the asset allocation to be changed more frequently than normal. The cost of the transactions required to effect these changes will be met by the fund.



ASSET ALLOCATIONS at 28 April 2023

- Australia - 2.7%
- European Union - 12.6%
- Emerging Markets - 1.2%
- United Kingdom - 38.9%
- United States - 38.2%
- Cash - 0.4%




SECTOR BREAKDOWN

- Consumer Discretionary - 11.5%
- Consumer Staples - 14.3%
- Health Care - 13.1%
- Industrials - 8.6%
- Energy - 9%
- Utilities - 3.5%
- Materials - 4.8%
- Financials - 21.2%
- Information Technology - 9.3%
- Telecommunication Services - 4.8%



EQUITY EXPOSURE / CASH



TARGET ALLOCATION OF EQUITY EXPOSURE

UK Equity	40% - FTSE 100 Index
US Equity	38% - S&P 500 Index
European Equity	12% - EuroStoxx 50 Index
Japan Equity	6% - TOPIX index
Asia Pacific ex Japan	4% FTSE World Asia Pacific ex Japan Index

All indices are GBP unhedged. Asia ex-Japan market exposure will be gained by investing in the basket of Australian SPI 200 future and the MSCI EM mini future

RISKS

Fund objective risk - There is no guarantee the fund will meet its objective. It is important to remember that, as with most investments, the value of your investment is not guaranteed and can go down as well as up.

Currency risk - this fund that has exposure to overseas assets or UK assets that have overseas earnings and the value will go up and down in line with changes in currency exchange rates. This could be good for the fund or bad, particularly if exchange rates are volatile.

Third party risk - in exceptional circumstances the underlying external fund in which the “mirror fund” invests in suspend trading we may have to delay making a payment to you, or carrying out an instruction from you to switch your money between funds. This could be due to adverse market conditions or where it would lead to the unfair treatment of you or other policyholders. Following any delay, transactions will be carried out at the price applicable after the deferred period, which will mean that the price will be different from the price when you first instructed us.

Financial Services Compensation Scheme (FSCS) risk - Investments will buy units in the “mirror fund(s)” and not the underlying external fund(s). The investment in the underlying external fund(s) is made by MetLife and this will impact any compensation you may be entitled to from the FSCS. Please see www.metlife.co.uk for more information.

Derivative risk - this fund will use derivatives in a number of ways to achieve its objectives, such as gaining exposure to stock markets or controlling a fund's average duration, and will not normally add up to over 100% of the fund value to achieve this although this can't be guaranteed.

Investment restrictions - this fund is restricted in what it can invest in either to the country e.g. UK, geographical location e.g. North America, or the type of assets it can use, e.g. fixed interest or gilts, which increases the risk to the fund if market conditions don't favour that country or area.

FUND INFORMATION

Launch Date	30 September 2015	SEDOL Code	BTFRVC3
Fund Domicile	UK	ISIN	GB00BTFRVC38
Fund Currency	UK Sterling	CITI	MT7E
Invested in an external fund	Yes	Fund Management Charge	0.55% p.a.
ABI Sector	Flexible Investment	Total Expense Ratio	0.58% p.a.

0800 917 2221

metlife.co.uk

Products and services are offered by MetLife UK Limited which is an affiliate of MetLife, Inc. and operates under the “MetLife” brand.

MetLife UK Limited is a private company limited by shares, registered in England and Wales under company number 13992711. Registered office at Invicta House, Trafalgar Place, Brighton BN1 4FR, England. MetLife UK Limited is authorised by the Prudential Regulation Authority and regulated by the Financial Conduct Authority and the Prudential Regulation Authority.



Navigating Life together